

String Quartet - 05/30/2023

Violin I

Paul H. Muller

Tempo: 90 bpm Meter: 4/4

Repeat 4 X



Repeat 6 X



Repeat 5 X



String Quartet - 05/30/2023

Violin I

Page 2

Paul H. Muller

69 Repeat 5 X



Musical notation for measures 69-73, repeated 5 times. The notation is in treble clef with a key signature of two flats (B-flat and E-flat). The melody consists of eighth and sixteenth notes with rests.

89 Repeat 2 X



Musical notation for measures 89-93, repeated 2 times. The notation is in treble clef with a key signature of two flats. The melody consists of eighth and sixteenth notes with rests.

4



Musical notation for a four-measure rest, indicated by a horizontal line with the number 4 above it.

101 Repeat 8 X



Musical notation for measures 101-105, repeated 8 times. The notation is in treble clef with a key signature of two flats. The melody consists of eighth and sixteenth notes with rests.

133 Repeat 3 X



Musical notation for measures 133-137, repeated 3 times. The notation is in treble clef with a key signature of two flats. The melody consists of eighth and sixteenth notes with rests.

4



Musical notation for a four-measure rest, indicated by a horizontal line with the number 4 above it.

String Quartet - 05/30/2023

Violin I

Page 3

Paul H. Muller

149 Repeat 7 X



177 Repeat 4 X



4



197 Repeat 6 X



String Quartet - 05/30/2023

Violin II

Paul H. Muller

Tempo: 90 bpm Meter: 4/4



String Quartet - 05/30/2023

Violin II

Page 2

Paul H. Muller

61 Repeat 8 X

Musical staff for measures 61-68. The staff begins with a double bar line and repeat dots. The melody consists of eighth and quarter notes in a descending sequence, ending with a quarter rest. The staff concludes with a double bar line and repeat dots.

93 Repeat 5 X

Musical staff for measures 93-98. The staff begins with a double bar line and repeat dots. The melody consists of eighth and quarter notes in a descending sequence, ending with a quarter rest. The staff concludes with a double bar line and repeat dots.

4

Musical staff for measure 104. The staff contains a single whole note chord, indicated by a horizontal line with the number '4' above it. The staff concludes with a double bar line.

117 Repeat 5 X

Musical staff for measures 117-122. The staff begins with a double bar line and repeat dots. The melody consists of eighth and quarter notes in a descending sequence, ending with a quarter rest. The staff concludes with a double bar line and repeat dots.

137 Repeat 2 X

Musical staff for measures 137-142. The staff begins with a double bar line and repeat dots. The melody consists of eighth and quarter notes in a descending sequence, ending with a quarter rest. The staff concludes with a double bar line and repeat dots.

4

Musical staff for measure 148. The staff contains a single whole note chord, indicated by a horizontal line with the number '4' above it. The staff concludes with a double bar line.

String Quartet - 05/30/2023

Violin II

Page 3

Paul H. Muller

149 Repeat 8 X

181 Repeat 5 X

4

205 Repeat 5 X

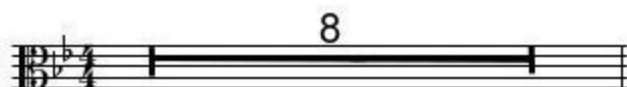
String Quartet - 05/30/2023

Viola

Paul H. Muller

Tempo: 90 bpm Meter: 4/4

8



A musical staff in G major (one sharp) and 4/4 time, containing a whole rest for 8 measures.

Repeat 4 X



A musical staff in G major and 4/4 time, containing a 4-measure melodic phrase: G4 quarter, A4 quarter, B4 quarter, G4 quarter. This phrase is repeated 4 times.

4



A musical staff in G major and 4/4 time, containing a whole rest for 4 measures.

29

Repeat 6 X



A musical staff in G major and 4/4 time, containing a 4-measure melodic phrase: G4 quarter, A4 quarter, B4 quarter, G4 quarter. This phrase is repeated 6 times, starting at measure 29.

53

Repeat 4 X



A musical staff in G major and 4/4 time, containing a 4-measure melodic phrase: G4 quarter, A4 quarter, B4 quarter, G4 quarter. This phrase is repeated 4 times, starting at measure 53.

4



A musical staff in G major and 4/4 time, containing a whole rest for 4 measures.

String Quartet - 05/30/2023

Viola

Page 2

Paul H. Muller

73 Repeat 6 X

97 Repeat 3 X

113 Repeat 7 X

141 Repeat 5 X

String Quartet - 05/30/2023

Viola

Page 3

Paul H. Muller

165 Repeat 5 X



185 Repeat 2 X



197 Repeat 8 X



String Quartet - 05/30/2023

Cello

Paul H. Muller

Tempo: 90 bpm Meter: 4/4



String Quartet - 05/30/2023

Cello


Page 2

Paul H. Muller

81 Repeat 5 X




101 Repeat 5 X



125 Repeat 5 X



145 Repeat 4 X



String Quartet - 05/30/2023

Cello

Page 3

Paul H. Muller


165 Repeat 6 X



189 Repeat 3 X



4



205 Repeat 7 X



String Quartet Performance Notes:

This piece consists of a series of minimalist 4-bar cells that are repeated as noted on the score, followed by a 4 bar rest, followed by more repeats of the same 4 bars. A new cell follows that and continues the process.

Violin I starts the piece – the other parts have staggered rests before entering.

Page turns follow the 4 bar rests at the bottom of a page – plan ahead!

All parts are independent, but are on the same beat and tempo.

Because of the staggered rests at the beginning of the piece, the measure numbers shown on each part are correct but the same numbers do not appear the same on each part. During rehearsal, it may be necessary to calculate where you are in your score with respect to the measure numbering in the other parts. Violin I should choose the starting measure at the beginning of a cell when rehearsing. The other parts can determine where they are in their scores as follows: Find measure number in score closest to Violin I measure, but less. Subtract your score measure number from Violin I designated measure number and add to your closest measure number. This will put you starting a rest or one of the cells in repeats.

There are no bowing or dynamics markings. The idea is to play comfortably and adjust the ensemble balance to the performance space acoustic.

Violin I will start the ending of the piece by concluding the playing of its score. The other parts will exit in the same staggered order they entered.

Parts that are finishing should decrescendo in the last few bars. The last part playing can decrescendo and slow the tempo over the last few bars.

The tempo shown is suggested, but can varied as desired.

The number of repeats shown on each notated line need not be strictly observed. If you lose your place, do not worry – every cell will work with other cells in the other parts throughout the piece. The performers can change the repeats and order of the cells played, if desired.

The length of the piece can be shortened by stopping before the end of the score. This should be agreed upon ahead of time.

Notification of performances are appreciated phmuller2010@gmail.com
Your comments are welcome!

This piece is provided at no charge under Creative Commons copyright CC-BY
The main requirement is attribution of the composer – Paul H. Muller
Derivative works must also have copyright under Creative Commons